


12 Jazz Patterns for Chromatic Harmonica

An exclusive e-Book for our subscribers



I think pattern learning is an important tool to build-up jazz vocabulary. It's also a great practice material to develop your sight-reading chops and technique on the chromatic harmonica. These patterns are very much inspired by my heroes such as Charlie Parker, Toots Thielemans, Kenny Dorham and John Coltrane among other greats. Now grab your harmonica and let's dig into it!

The numbers indicate which hole number to blow into or draw air out.

() Parenthesis indicate which hole number to breathe in

+ The sign “plus” in front of a number indicates the slide is in.

1) The Classic Bebop Lick

2) The Bebopper

3) F Minor Harmonic Lick

[illegible]

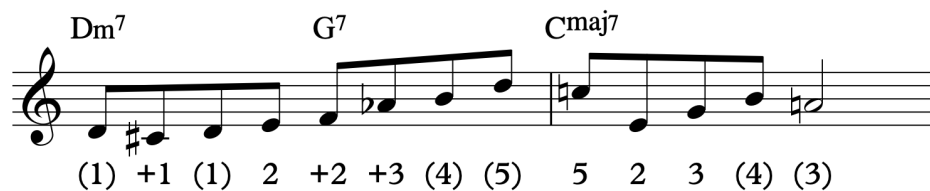
4) Captain Dominant

5) G Bebop Descending.

G7

7 (+6) +6 6 (5) 5 (4) (1) (2) (3) 3


6) The Killer Flat Nine




7) The Altered One




8) Bebop Maze



9) Short & Sweet




10) The Classic Bebop Lick



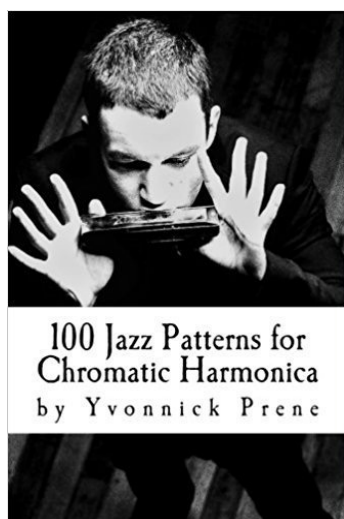
11) Diatonic Dreams



12) Like Toots




[Check out our chromatic harmonica books](#)



Be Inspired

Yvonnick Prene
harmonicastudio.yvonnickprene.com



(C) 2020 Copyright-Yvonnick Prene